

tierversuche 3

for 3 performers

duration: 10'

2014, niklas seidl

tierversuche 3 was written for and is dedicated to Ensemble Apparat
first performance: 09/04/14

the piece has to be performed on three single tables in a row, each performer on one table.
a playback is added through one speaker on each side of the performers.
the player in the middle needs a small but visible sampletrigger-device with a small speaker
located under the table. each performer needs various normal white breadrolls, marmalade (red), a
small plate and a knife.

the setup is as follows:


the performers are captured by living beings from outer space and are presented to other aliens.
The performers are an inferior species and are presented like humans present dolphins or
experiment on apes. they do as they are told by the korean general from the tape. on the tape are
„alien“-sounds like humans sometimes think they would sound.
The lighting and staging of the scene should be chosen according to the idea of the piece. very
focused light and no visible distraction.

a fourth performer is triggering the tapes as indicated in the score. in the open non-metric parts the
tape part shows the duration a section should last (or has to, when tape is along).

In bar 61 performer 3 needs to read a dutch text, that is attached to the preface. read the text as
fast as possible without properly spelling the words. stumble over your own speed and try to
breathe as little as possible. the text does not have to be read completely.

In bar 107 performer 1 has to perform a finger-dance solo to the music. the section is free to
improvise. video#1 is an example. also feel free to search for examples on the internet or invent
your own dance. it should be somehow visible to the audience.

sign-explanation:



3-line-system is used mainly for actions with head and hands. upper and
lower line define the pitch-range for some actions. the middle line is used mainly for actions
performed with the mouth. the upper line is mainly for actions performed by the hands.



Ka Ta Sa Ka Ng —

normally spoken




Hehe he he

whispered (also loudly)




↑ ↓ arrow up = exhaled, arrow down = inhaled




"Kamsesgenetomesinere"

spoken very fast, the text is not important (it is just an example), create a
speeded up mumbling nonsense language. here spoken as low as possible. Stay on one pitch.
See video#2




"Langustamidana"

same as above, here spoken as high as possible (falsetto). See video #3



same as above, perform a wide glissando while continuing the rapid text.

See video#4



"Uu"

very high falsetto-tone (sung) see video#5



He

spoken as low as possible with glissando. see video#21

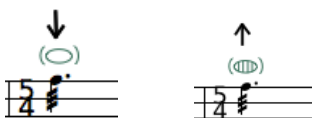


Öh Öh"

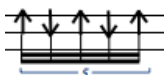
throat noise. Produce a scratchy sound in your throat. see video#6




hit your cheek with your fingers or palm. Create the different pitches with your mouthhole. see video#7



cheek-tremolo. grab both cheeks and rapidly flutter them. left = teeth opened and inhaled. right= teeth closed and exhaled. see video#8



rub both cheeks with flat hand up and down. see video#9



rapidly rub both hands over your (fully covered) face. see video#10

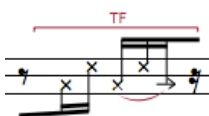


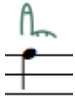
table fingers: vertically hit the table with your middlefinger. upper and lower notation are for the two different hands (free choice). a slur means to let the finger on the surface. an arrow means to slide the finger in the direction on the surface . see video#20



hit your chest with your fist. see video#11



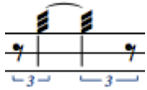
with one finger pull down the soft skin under one of your eyes so that ist widening up. see video#12



point on given object or spot with your index finger. perform the movement very sudden and widen your eyes at the same time (not necessarily looking at the pointed object). see video#22



rapidly scratch your back of the hand with the other one in front of your face watching it. see video#13



rapidly rub over your hair (top of the head). see video#14

hold your upper nose: video#15

gesture muschilecken: video#16

gesture fuckhole: video#17

slowly slide indexfinger over tongue: video#18

bar 102: video#19

Text bar 61 for performer 3:

„Nooit van gehoord,” zei Karel. „Gaan we malen?”

„Ja, ik had gisteren al moeten komen. Mijn vrouw is kwaad, want ze kan geen pap maken, omdat ze geen meel meer heeft. Dus eh . . . laten we maar gauw opschieten. Als ik vlug terug ben, dan wordt ze wel weer goed.”

Karel ging aan het werk, tien minuten later was het graan gemalen en hij nam er zijn deel af.

Van Klimmerstammen bleef niet eens wachten op een beker koffie. Hij nam wel een sigaar, maar toen liep hij weg, op een draf.

Lachend keek Karel hem na. Die knaap was nu altijd te laat. Hij was lui en hij kwam pas naar de molen, als er niets meer te eten in huis was.

Vorige winter had Karel hem zelfs wat meel moeten lenen, want hij had een veel te kleine voorraad gemaakt en drie weken voor de oogst zat hij al zonder meel.

Dat kwam, omdat de eekhoorn eigenlijk niet van graan hield. Hij verzamelde in het najaar liever noten en dat is nu wel heel aardig, maar zijn vrouw hield van een stevig bord pap.

Die ochtend liep het druk door en in de middag was er ook veel te doen.

2 ♩ = 100

18

Hold your upper nose between indexf. and thumb

23

point on your tongue (touching it)

~8"

29

make another marmalade-roll

until marmalade-roll is done

- 1 x rubbing face
- 1 x point indexf. into lifted armpit
- 1 x scratch cheek with pitchchange
- 1 x show middle-finger towards table

while beating:
2 times pull down eye
ca. 3-4 times throat-noise

point with indexf. under your collar

(♩ = 100)

36

2 x gesture "Muschilecken"

1 x gesture "Muschilecken"

1 x gesture "Muschilecken"

41 $\bullet = 90$ 3

1 "Eh eh He he kebamsayahebatinikamutali"

keyboard: press 4-5 different keys
1 x show middle-finger towards your face
1 x hold your upper nose btw. indexf. and thumb

2 →

3 →

ca. 30"

tp

Gesture
Muschilecken

45

1 long long

2 →

3 →

(ca. 30")

tp

48

Gesture:
Fuckhole

1 "Uh"

make another marmalade-roll

2 →

1 x Gesture rub your hair back and forth (one hand)
1 x cheek-tremolo (breath inwards, teeth together)

3 →

52"

$\bullet = 70$

Hã He He Hã He


1 x stick finger into nose

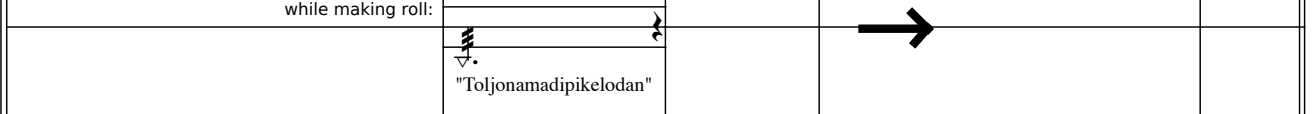
tp

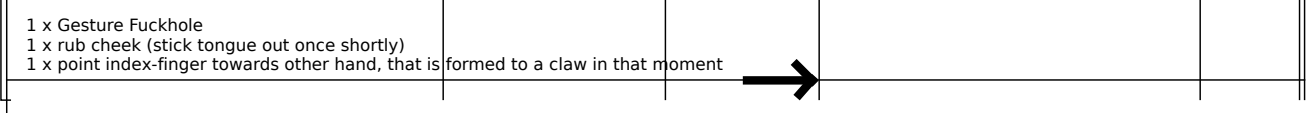
"alien"-sounds
(START TAPE4)

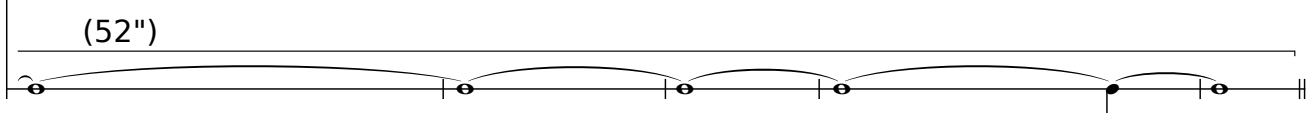
4

56


1 

2 while making roll:  "Toljonamadipikelodan"

3 1 x Gesture Fuckhole
1 x rub cheek (stick tongue out once shortly)
1 x point index-finger towards other hand, that is formed to a claw in that moment 


pintotemmerelatuissimunochita 


(52")


tp 

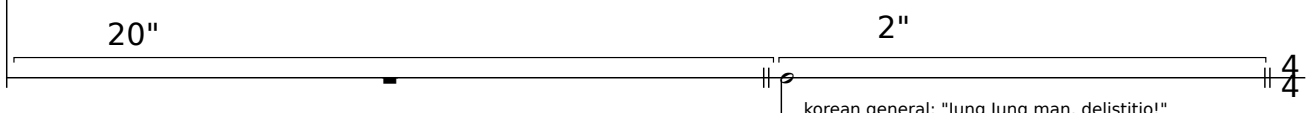



61

1 make another marmalade roll 

2 keyboard: press Nachbargeschrei-key 1 x point indexf. on one your nipples
1 x rubbing face 

3 read long dutch text as fast as possible 

20"  2"

tp 

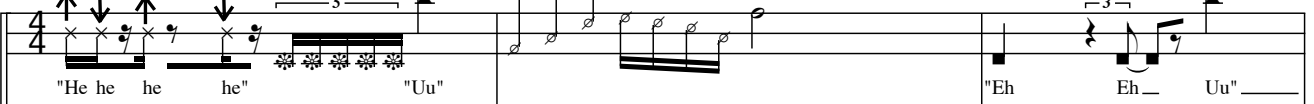
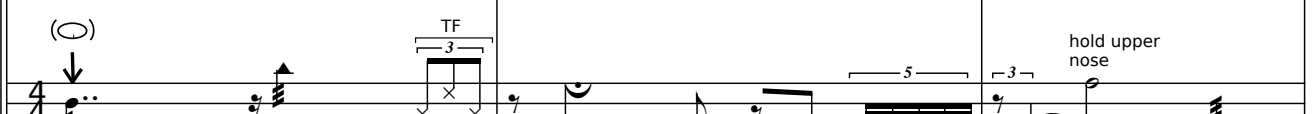
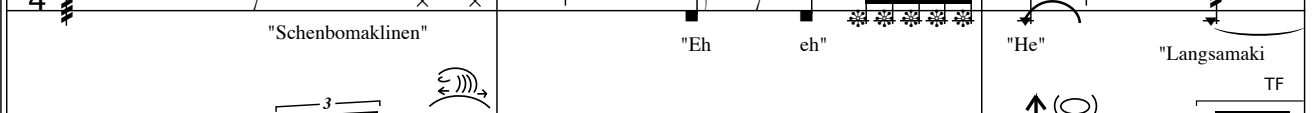
korean general: "Jung Jung man, delistitjo!"




(START TAPES)




63

♩ = 80

1 "He he he he"  "Uu"  "Eh Eh Uu" 

2 "Schenbomaklinen"  "Eh eh"  "He" "Langsamaki" 

3 "Uu"  "Ka Te N Ta" "Mutajakanima"

tp

point in your ear

hold upper nose

66

rub your hair

TF

point towards audience

labandonä"

"He"

"Ka Tn Ta Ha Ka He"

"uu"

Jangoloksi"

hold upper nose

"He"

"Mi se ma to ni main"

He he" sf

69

"Umisukahebadel"

TF

"He he he he"

"Kamasseltrankito"

ro to ne te a ge ra mi se"

"Eh"

He"

"Eh Uu"

72

scratching the back of your hand

slowly slide index finger along tongue

He he he"

"Jabonikahetritomtelle ge haitr on iman"

"Eh eh eh"

"He he he Oo"

He he he Mischanalige Eh"

point on player 2

"Uu"

"Hä"

♩ = 90

75

1 Kabasjedotiun Uu kanijakuhola" rub cheeks

2 Ka Ta Ha rub cheeks

3 TF rub cheeks



79

1 Stick out tongue

2 "Onkijonotahemitsutake" Stick out tongue

3 Stick out tongue "Uu"



83

1 "Aboriginemakatsch" Stick out tongue

2 "Uu"

3 "Schomitaresenembolohitana"

88

"He he he he he he he he he he he he he he he he"
 "He he he he he he he he he he he he he he he he"
 "He he he he he he he he he he he he he he he he"
 "Hã He"



91

♩ = 80

He He Hã He
 he he he he he
 he he he he
 Hã He



95

"He" "Eh" "Uu" "Hoho ho ho" "Eh eh"
 "uu Kamisanahita" "Uu"
 "He he he he" "Eh" "Ho hõ ho ho"

